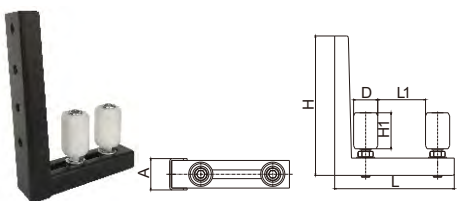




双轮可调L型大框架

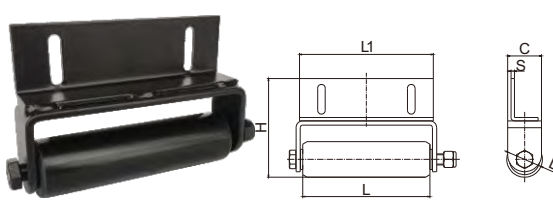
Roller Guide with Bracket



NO.	D mm	H1	A	H	L	L1	WT(g)	Carbon steel	Stainless steel
KJ05A	40	60	50	225	190	0-77	1350	✓	✓

宽轮上下可调框架

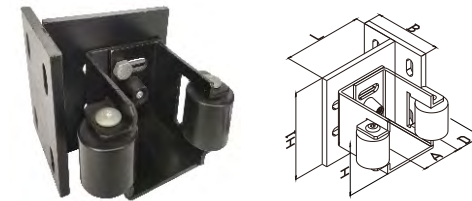
Adjustable Roller Guide with Bracket



NO.	D mm	C	H	L	L1	S	WT(g)	Carbon steel	Stainless steel
KJ13A	42	40	116	150	158	4	1197	✓	✓
KJ13A.02	42	40	166	150	158	4	1445	✓	✓

可调门兜

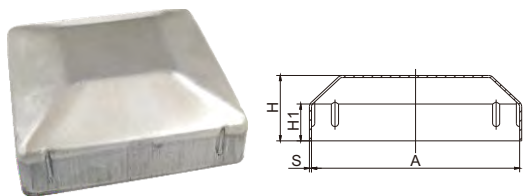
End Stop (Roller Guided)



NO.	A mm	H	D	H1	L	B	WT(g)	Carbon steel	Stainless steel
MD05A	55-90	80	40	130	120	100	2850	✓	✓

梯形柱盖 (带卡槽)


Post Cap



NO.	A mm	H	H1	S	WT(g)	Carbon steel	Stainless steel
ZG11A	50	25	14.5	1	44	✓	✓
ZG11B	65	27	16.5	1	67	✓	✓
ZG11C	75	29	18.5	1	87	✓	✓
ZG11D	90	30	18.5	1	117	✓	✓
ZG11E	100	33	18	1	147	✓	✓
ZG11F	40	24	13.5	1	35	✓	✓

圆形柱盖


Post Cap



NO.	D mm	H	h	S	WT(g)	Carbon steel	Stainless steel
ZG12A	220	40	23	2	874	✓	✓
ZG12B	165	40	23	2	539	✓	✓
ZG12C	140	37	23	1.5	299.8	✓	✓
ZG12D	115	36	22	1.5	217.4	✓	✓

梯形柱盖

Post Cap



NO.	A mm	H	h	S	WT(g)	Carbon steel	Stainless steel
ZG13A	125	30	15	1.6	273	✓	✓
ZG13B	150	30	17	1.6	382	✓	✓